

# FIGS Size Charts and Fit Guides

## Men's Tops Fit Guide

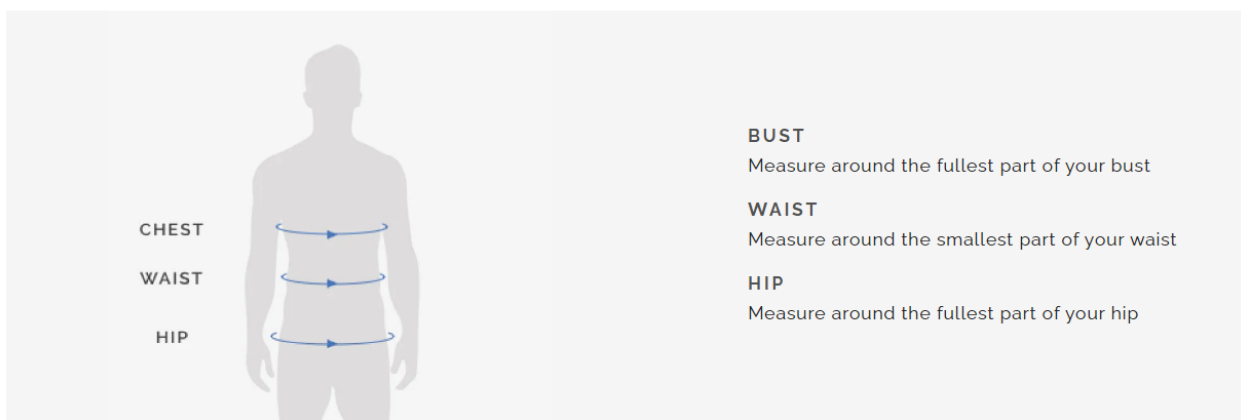
Product	Fit Information
Leon	Classic fit with two front pockets.
Chisec	Classic fit with hidden side pockets.
Leon Slim	Slim fit with two front pockets.
Chisec Slim	Slim fit with hidden side pockets.

## Men's Tops

IN CM

Size	XS	S	M	L	XL	2XL
Chest	34-36	37-39	40-42	43-44	45-46	47-48
Waist	28-30	31-33	34-35	36-38	39-40	41-42
Hip	34-36	37-39	40-42	43-44	45-46	47-48

## How To Measure



## Men's Pants Fit Guide

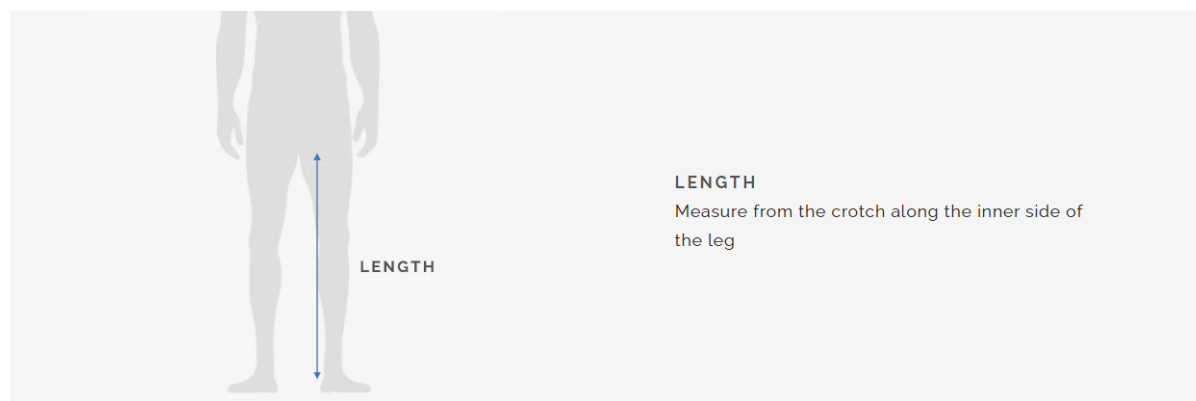
Product	Fit Information
Tansen	Classic fit jogger with elastic waistband and adjustable drawcord.
Tansen Slim	Slim fit jogger with elastic waistband and adjustable drawcord.
Axim	Classic fit clean front pant with interior adjustable drawcord on waistband.
Cairo	Classic fit cargo pant with zip fly and button closure waistband.
Cairo Slim	Slim fit cargo pant with zip fly and button closure waistband.
Pisco	Classic fit straight leg with adjustable waist band.

## Men's Length

IN CM

Product	Short	Regular	Tall	Fit
Tansen	28 - 29	30 3/4	33 1/2 - 34 1/2	Classic Jogger
Axim	28 - 29	32 - 33	34-35	Straight
Cairo	28 - 29	32 - 33	34-35	Straight
Pisco	28 - 29	32 - 33	34-35	Classic

## How To Measure

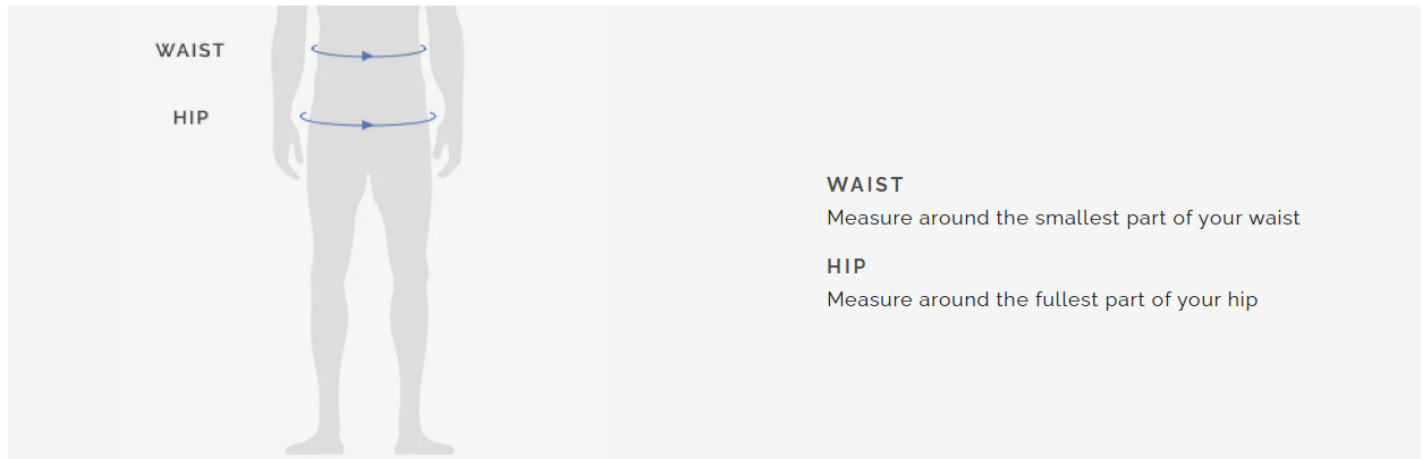


## Men's Pants

IN CM

Size	XS	S	M	L	XL	2XL
Chest	34-36	37-39	40-42	43-44	45-46	47-48
Waist	28-30	31-33	34-35	36-38	39-40	41-42
Hip	34-36	37-39	40-42	43-44	45-46	47-48

## How To Measure

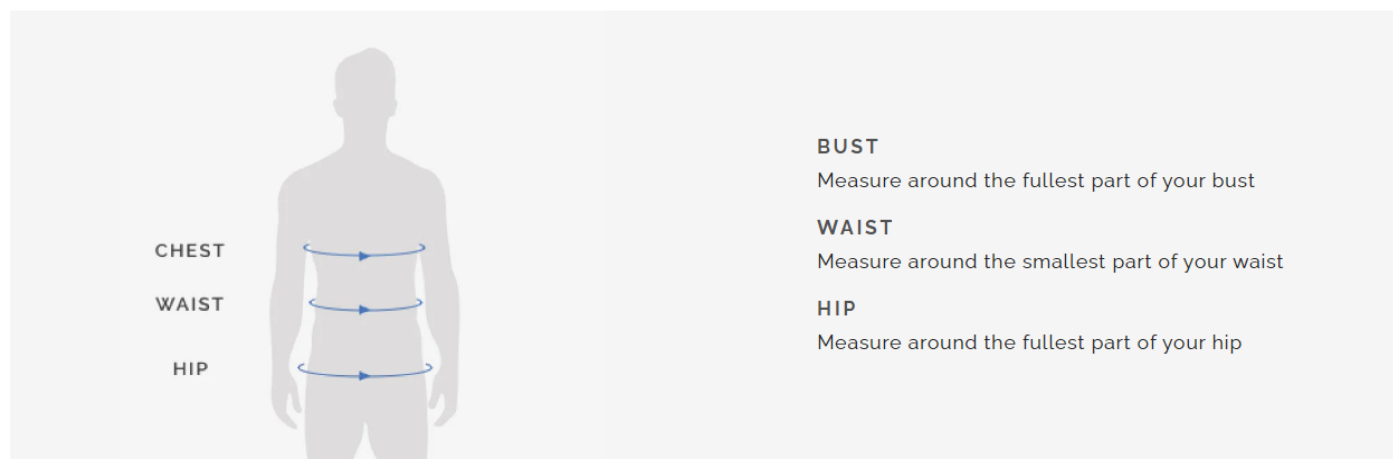


## Men's Lab Coat

IN CM

Size	XS	S	M	L	XL	2XL
Chest	34-36	37-39	40-42	43-44	45-46	47-48
Waist	28-30	31-33	34-35	36-38	39-40	41-42
Hip	34-36	37-39	40-42	43-44	45-46	47-48
Coat Length (Harlem Long)	36 1/2	37	37 1/2	38	38 1/2	39
Coat Length (Harlem Short)	30	30 1/2	31	31 1/2	32	32 1/2

## How To Measure



## Women's Tops Fit Guide

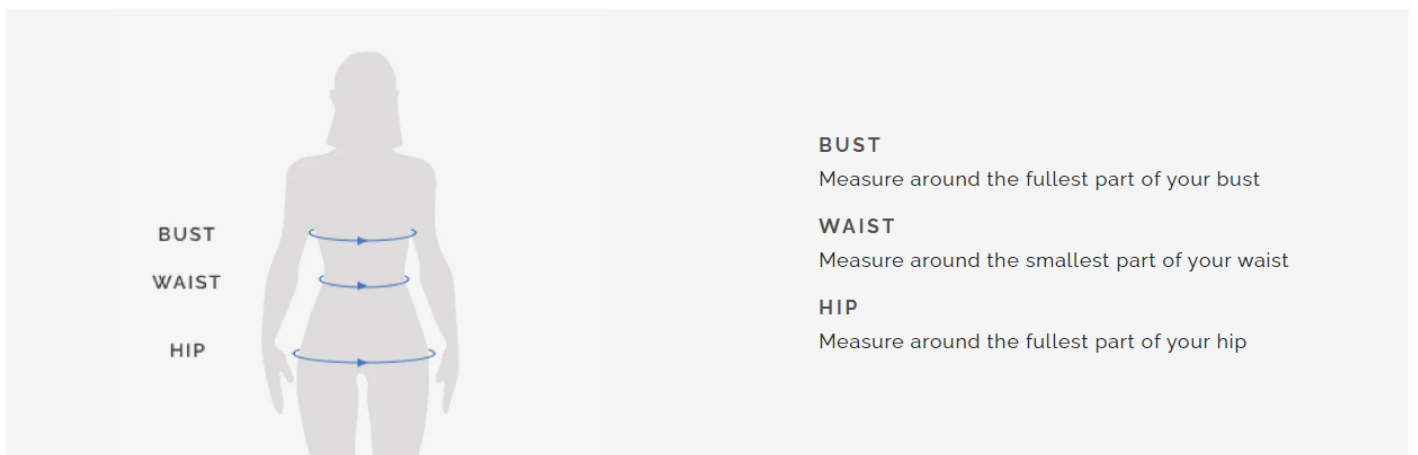
Product	Fit Information
Catarina	Classic fit, darted back for slimming effect and one front chest pocket.
Casma	Classic fit, darted back for slimming effect and two front pockets.
Rafaela	Oversized fit, pleated back.
Kitale Maternity	Maternity fit, best for 2nd and 3rd trimesters.

## Women's Tops

IN CM

Size	XXS	XS	S	M	L	XL	2XL
Bust	31-32	33-34	35-36	37-38	39-40	41-43	44-46
Waist	23-24	25-26 1/2	27-28 1/2	29-31	32-34	35-37	38-40
Hip	33-34	35-36 1/2	37-38 1/2	39-41	42-43	44-46	47-49
US/CA	00-0	0-2	4-6	8-10	12	14	16
UK/AU	0	2-4	6-8	10-12	14	16	18
EU	30	32-34	36-38	40-42	44	46	48

## How To Measure



## Women's Pants Fit Guide

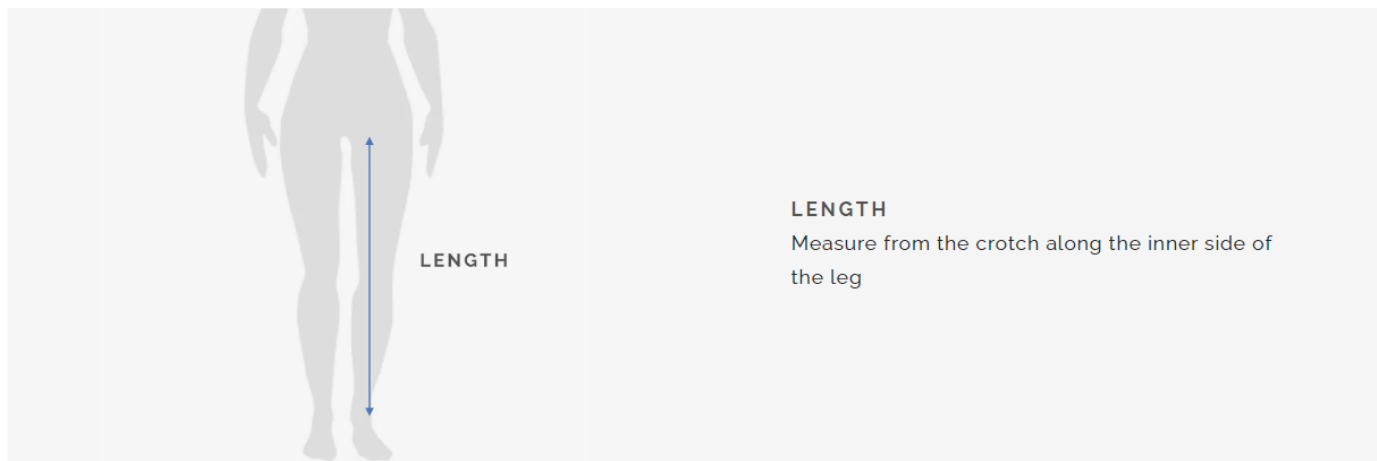
Product	Fit Information
Zamora	Slim fit jogger with mid rise yoga waistband.
High Waisted Zamora	Slim fit jogger with high rise yoga waistband.
Yola	Slim fit straight leg with mid rise adjustable elastic waistband.
High Waisted Yola	Slim fit straight leg with high rise adjustable elastic waistband.
Kade	Classic fit straight leg with mid rise yoga waistband and cargo pockets.
Livingston	Classic fit straight leg with mid rise yoga waistband and back pockets.

## Women's Length

IN CM

Product	Petite	Regular	Tall	Fit
Zamora	27	29	31	Slim Jogger
High Waisted Zamora	27	29	31	Slim Jogger
Yola	28	30	32	Slim
High Waisted Yola	28	30	32	Slim
Kade	29	31	33	Classic
Livingston	29	31	33	Classic

## How To Measure

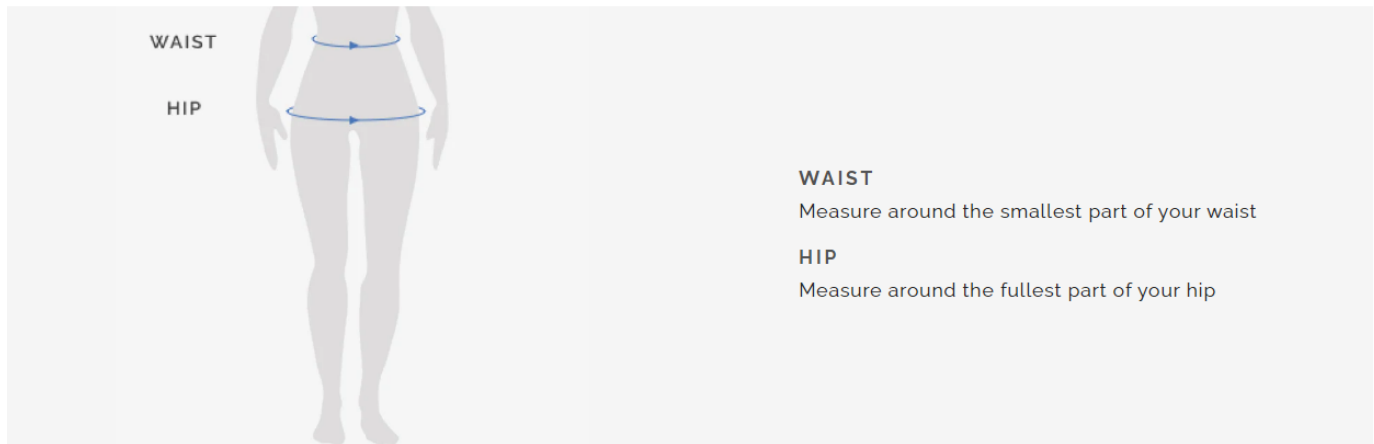


## Women's Pants

IN CM

Size	XXS	XS	S	M	L	XL	2XL
Bust	31-32	33-34	35-36	37-38	39-40	41-43	44-46
Waist	23-24	25-26 1/2	27-28 1/2	29-31	32-34	35-37	38-40
Hip	33-34	35-36 1/2	37-38 1/2	39-41	42-43	44-46	47-49
US/CA	00-0	0-2	4-6	8-10	12	14	16
UK/AU	0	2-4	6-8	10-12	14	16	18
EU	30	32-34	36-38	40-42	44	46	48

### How To Measure



## Women's Lab Coat

IN CM

Size	XXS	XS	S	M	L	XL	2XL
Bust	31-32	33-34	35-36	37-38	39-40	41-43	44-46
Waist	23-24	25-26 1/2	27-28 1/2	29-31	32-34	35-37	38-40
Hip	33-34	35-36 1/2	37-38 1/2	39-41	42-43	44-46	47-49
Coat Length (Bellevue Long)	33	33 1/2	34	34 1/2	35	35 1/2	36
Coat Length (Bellevue Short)	26 1/2	27	27 1/2	28	28 1/2	29	29 1/2
US/CA	00-0	0-2	4-6	8-10	12	14	16
UK/AU	0	2-4	6-8	10-12	14	16	18
EU	30	32-34	36-38	40-42	44	46	48

## How To Measure

